

Rosa's Big Sunflower Experiment

A pack of printable activities
to accompany the book
"Rosa's Big Sunflower Experiment"
by Jessica Spanyol.

STEM




Rosa's Big Sunflower Experiment



Colour in with paint, pens, crayons or pencils.

Stick together the 3 pages to make a tall poster of a Sunflower.

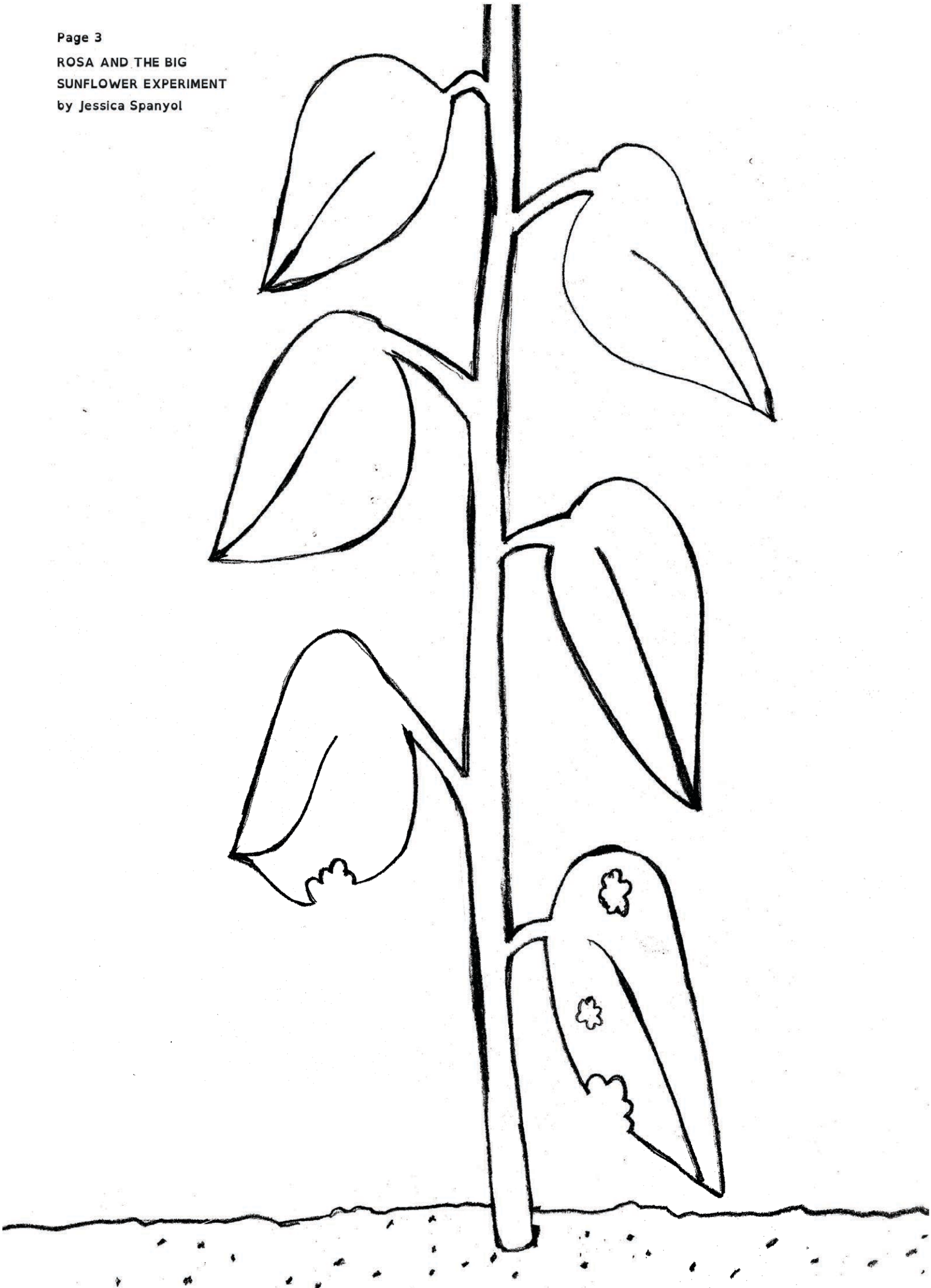
Use page 4 to cut and stick labels and minibeasts onto your poster.





ROSA AND THE BIG
SUNFLOWER EXPERIMENT

by Jessica Spanyol




Rosa's Big Sunflower Experiment

Sunflowers grow from sunflower seeds.



Look at the picture above. Now draw your own Seed to Sunflower picture.
Remember to add in the roots!




Rosa's Big Sunflower Experiment

Cut out these minibeasts and labels.

(You can do this roughly, leaving lots of white paper around the edges)

Stick the minibeasts and the labels on your sunflower poster.



leaf

flower

stem




Rosa's Big Sunflower Experiment

Sunflowers grow from sunflower seeds.



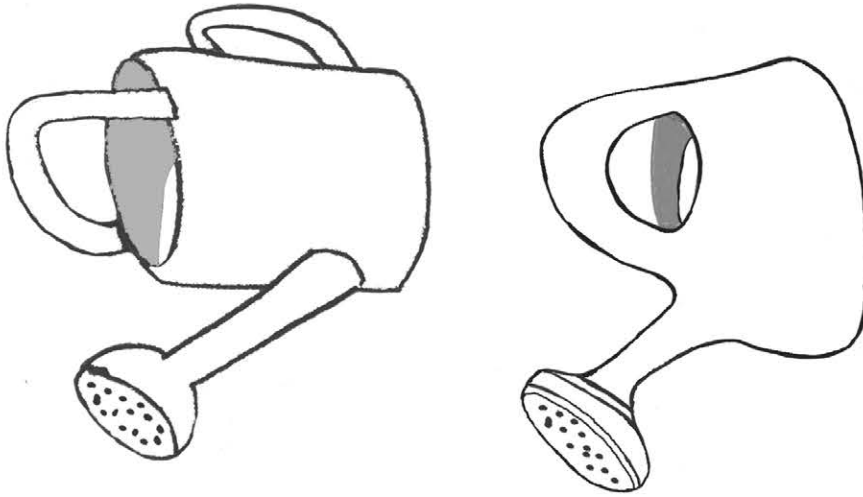
Look at the picture above. Now draw your own Seed to Sunflower picture.
Remember to add in the roots!



Rosa's Big Sunflower Experiment

Sunflowers need light and water to help them grow.

Colour in the the watering cans and draw lots of water coming out of the spouts.



Rosa's Big Sunflower Experiment

